
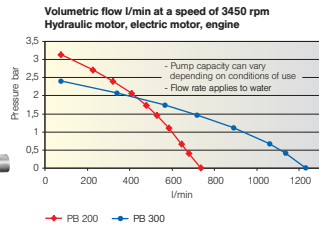




Pumps*	Description	Order no.
 <p>Volumetric flow l/min at a speed of 3450 rpm Hydraulic motor, electric motor, engine</p>  <p>Pressure bar</p> <p>U/min</p> <p>— Pump capacity can vary depending on conditions of use — Flow rate applies to water</p> <p>● PB 200 ● PB 300</p>	PB 200 pump with base (excl. motor) Connector: 2" female	095.016.00.07.82
	PB 200 pump with three-phase a.c. motor Connector: 2" BSPT female	095.016.00.08.02
	PB 200 pump with hydraulic motor Connector: 2" BSPT female	095.016.00.08.01
	PB 200 pump with gasoline engine 200 P-5 Connector: 2" female	095.016.00.07.81
	PB 300 pump with base (excl. motor) Connector: 3" BSPT female	095.009.00.12.21
	PB 300 pump with three-phase a.c. motor Connector: 3" BSPT female	095.009.00.12.20
	PB 300 pump with hydraulic motor Connector: 3" BSPT female	095.009.00.12.22

*Also available with Viton gaskets, e.g., for pumping rape-seed oil

Ball valves	Type/Connector	Max. pressure	Order no.	
2-way valve (example) 	2-way valve with NPT threads			
	1/2" NPT	7.0	UV050FP	
	3/4" NPT	7.0	UV075FP	
	1" NPT	7.0	UV100FP	
	1 1/4" NPT	7.0	UV125FP	
	1 1/2" NPT	7.0	UV150FP	
	2" NPT	7.0	UV200FP	
	2-way valve with NPT threads			
	1/2" NPT	10.0	V050	
	3/4" NPT	10.0	V075	
1" NPT	10.0	V100		
1 1/2" NPT	10.0	V150		
2" NPT	10.0	V200		
2-way valve with BSP threads				
3" BSPT	7.0	V300-BSP		
3" BSPT Fullport	7.0	V300FP-BSP		
2-way valve with BSPT threads				
1/2" BSPT	16.0	A.454.132		
3/4" BSPT	16.0	A.454.133		
1" BSPT	16.0	A.454.134		
1 1/4" BSPT	10.0	A.454.135		
1 1/2" BSPT	10.0	A.454.136		
2" BSPT	10.0	A.454.137		
2-way valve with 2" male adapter and 2" NPT female threads	7.0	VSF200		
2-way valve with 2" male adapter and 2" NPT male threads	7.0	VSFMT200		
2-way valve with 2" NPT male threads and 2" female threads	7.0	VSMT200		
3-way valve (example) 	3-way valve with BSPT threads			
	1" BSPT	16.0	A.454.234	
	1 1/4" BSPT	10.0	A.454.235	
	1 1/2" BSPT	10.0	A.454.236	
	2" BSPT	10.0	A.454.237	
	3-way valve with NPT threads, bottom feed (closable)			
	3/4" NPT	7.0	V075BL	
	1" NPT	7.0	V100BL	
	1 1/4" NPT	7.0	V125BL	
	1 1/2" NPT	7.0	V150BL	
	2" NPT	7.0	V200BL	
	3-way valve with NPT threads, bottom feed (unclosable)			
	3/4" NPT	7.0	V075SL	
1" NPT	7.0	V100SL		
1 1/4" NPT	7.0	V125SL		
1 1/2" NPT	7.0	V150SL		
2" NPT	7.0	V200SL		